

# C430



YACHTING  PARTNERS  
MALTA

183/4 Marina Street,  
Pieta, PTA9042,  
Malta

+356 21252727  
sales@ypm.mt

[www.yachtingpartners.com.mt](http://www.yachtingpartners.com.mt)



C430

DYNAMIC DRIVING AT  
ITS MOST ELEGANT.





# MAKE A RENDEZVOUS WITH THE SUN.



## UNLIMITED PANORAMIC VIEW

Stunning seascapes wherever you look! The panoramic windows are beyond compare in this class. The amount of light inside is unique.

## VERSATILE SEATING AREAS

The cockpit and bow area can be either prepared for seating or sunbathing. Enjoy two sundecks, two sociable places or a mix of both possibilities.

## TWO ROOFS FOR A SUNNY FEELING

Open the two electric roofs and let the sunshine accompany your summer holiday! No other 40-footer gives you that feel of driving a cabriolet.

## 3 DOUBLE CABINS ACROSS 43 FEET

Exclusive in the entire boating world: the C430 is the first yacht of this class to offer three comprehensively equipped and luxuriously fitted double cabins on request.


## OPEN AIR COCKPIT GRILL

Stay among your family and friends while cooking. With the smartly placed outdoor grill, fresh barbecued delights can be served directly from the bathing platform.

## LARGE BATHING PLATFORM

Hydraulically operated and highly comfortable. The built-in steps unfold as the platform is lowered, providing a safe access to the sea.





## FORGET ABOUT TIME – IN THE STYLE OF MODERN TIMES.

Modern yacht design does not compromise a spacious, lofty feeling. It is pioneering in its aesthetics and the ultimate symbol of quality of life. It is extremely versatile, impressively dynamic and wonderfully relaxing. Put simply: it is the SEALINE C430.



TREND-SETTING DESIGN





The gentle breeze, the warm sunrays, the scent of ocean air – life at sea is life under blue skies. Enjoy a luxurious summer terrace with all the extras every day at the cockpit. An electric soft top provides shade, while the table can be lowered to give additional space in a second. The bar with stainless steel handrail creates a harmonious transfer to the kitchen, where you can also revel in the feeling of freedom when the back window is open.





Thanks to impressive glass facades, you have an unparalleled panoramic view that goes beyond all other yachts of this class. The floor-to-ceiling saloon windows guarantee breathtaking scenes from any seat. You even have a view of the blue or starry skies, especially beautiful when the sunroof is open. Spacious hull windows perfectly round out the open feeling. While your eyes wander outside, the sunshine always finds its way in.





All SEALINE yachts are born of the same values: They feature wide interior spaces, an amazing quantity of natural light and outstanding design with German engineering inside. As for these trademarks, the C430 displays the true spirit of SEALINE.



# SEALINE C430

enjoy the  
**LIGHT**

feel the  
**SPACE**

combine functionality with  
**DESIGN**





## TAKE A FRONT ROW SEAT TO SEE LIFE IN ALL ITS BEAUTY.

The cockpit, the bathing platform or the lounge on the bow after all? On the SEALINE C430, you are spoilt for choice how to spend every precious moment. Each living space on deck is perfectly matched to your ideas of relaxation and entertainment.



EXTERIOR DESIGN





You are closer than ever to the water on the SEALINE C430. On sunny summer days, the bathing platform becomes the centre of life on board. Its large size offers you more freedom, and space for a tender boat. With the press of a button, the platform lowers on hydraulics down to the water. At the same time, steps automatically extend out for easy access. Use the transom shower with warm and cold water for even more fun.

  
WATCH EXTERIOR GALLERY





Enjoy a special lifestyle on board thanks to the barbecue integrated into the transom. Here is where you can prepare delicious meals – while being part of the goings-on with friends in the open sun. Featuring cold and warm water, as well as a large worktop, the barbecue area is like a second pantry. Dedicated retractable lighting lets you create a special dining atmosphere when the sun sets.







The lounge at the bow features plenty of adjustable cushions to provide the perfect space for your relaxing pleasure. You can create one large, flat space or set them up with a backrest for pleasantly comfortable seating. An additional option lets you form two rows of bench seating. Whichever configuration you choose, an optional Bimini protects you from the heat of the day. In the evening, retractable lighting immerses the space in a magical atmosphere.





Whatever the time of day, your life on board the SEALINE C430 is a joy. When the last sunrays have fallen behind the horizon, the perfectly positioned lighting provides an atmospheric effect – turning the cockpit and deck into wondrous spaces of well-being where you can relish every moment of the evening.





## 360 DEGREES OF PLEASURE.

Both levels of the interior are characterised by the ingenious use of glass. The term "360° panoramic view" takes on a completely new meaning in the saloon of the C430. Thanks to the large electric sunroof, you can enjoy a three-dimensional experience.







Your saloon is full of sophisticated comforts to make your daily experience at sea even more enjoyable. Like a swivel, extra-wide chair at the helm, which enables you to be part of the goings-on at any time. You can make the ambience your own thanks to a choice of woods: ranging from elegant, warm brown to fresh, summery light hues.







There are countless colours and intensities of fine leather available to customise all the seating. The U-shaped sofa is where you enjoy a stunning view to the retractable TV. The pantry is equipped with state-of-the-art appliances and optimally designed so you can serve your guests from all sides.





An eye-catcher in the saloon is the helm console which adds a spectacular touch to the space with its gleaming, chrome fittings. As beautiful as this setting is, it is naturally surpassed by the unforgettable view through the one-piece windscreen. The joy of driving can also be shared by two thanks to the twin pilot seat. By opening the starboard sliding door, the sidewalk and bow can be instantly entered from the helm.






As the owner of the SEALINE C430, you reside midships. Your full beam master cabin will leave you breathless with a yacht interior at its finest: stylish components, high craftsmanship, lavishly fitted. High-gloss woods lend the furnishings an elegant charm – from the king-size bed to the chaise lounge with fold-out vanity table. The lighting system with dimming function adapts the ambience to match your every mood. Subtle wall lamps, reading lamps, indirect LED lighting and spots built into the ceiling give you a host of options.





Sun from every direction. Two side windows, one skylight and a front window bathe the VIP cabin in natural sunlight. Its exquisite style is on par with the master cabin. In place of the queen-size double bed, you can choose to have a scissor berth.





  
WATCH INTERIOR GALLERY

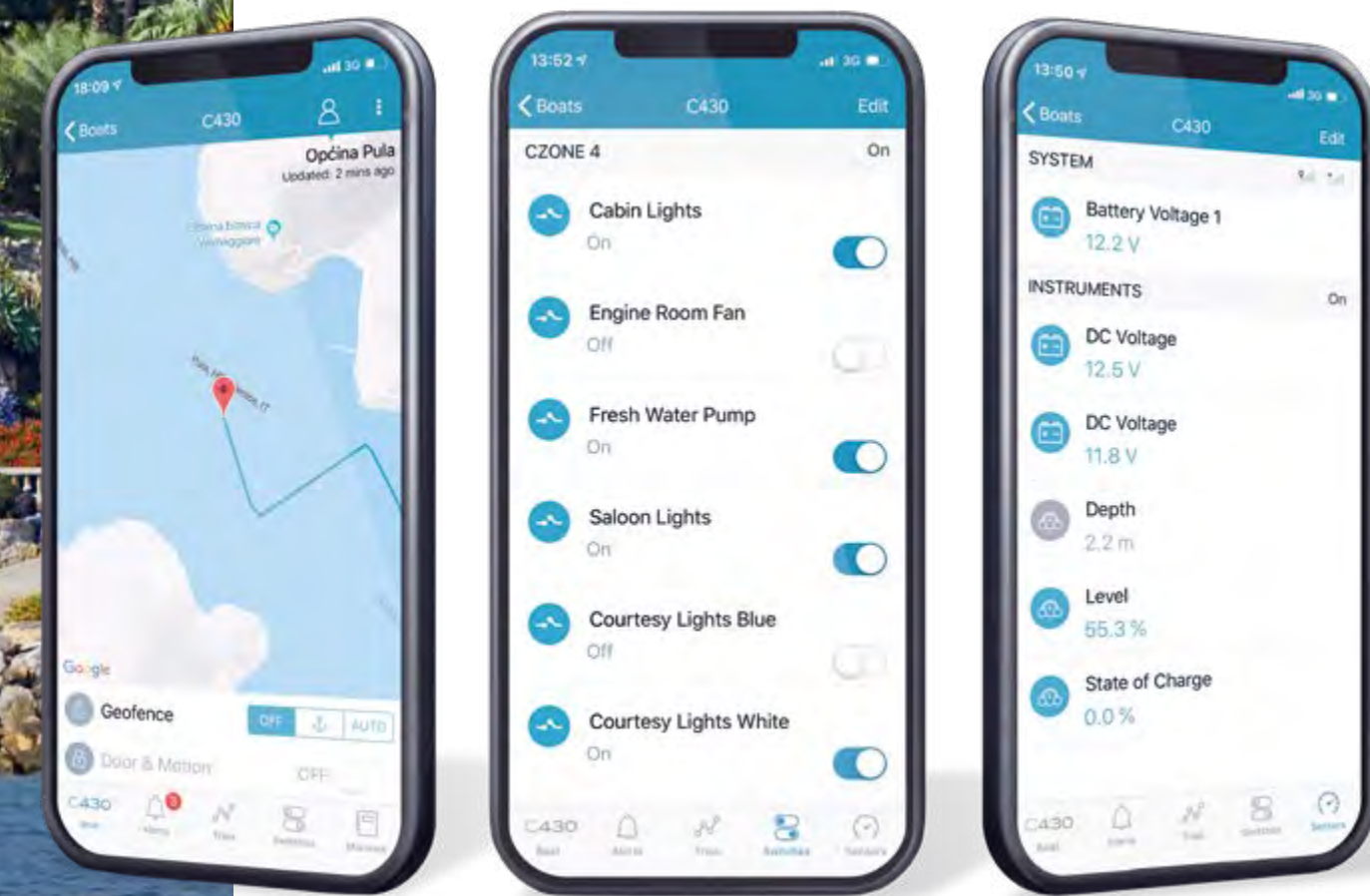
Both cabins feature their own en-suite bathroom with a separate shower. A place of well-being, for relaxing – inspired by the aesthetics of a modern spa resort. Two sources of daylight and select slate material create harmony with nature. The shimmer of high-gloss wood is the binding element between the bathroom and cabin – for a balanced feeling.














# MY SEALINE SAFETY CLOUD

Everyone is talking about the digital future. But SEALINE implements it – with the first cloud-based telematics system for series production motor yachts. You can access your boat's technical data and functions live via the mobile app or via the owner's area at [sealine.com](https://sealine.com)



-  **SENSORS**  
Real-time monitoring of battery levels and devices.
-  **SWITCH CONTROL**  
Control of lighting and electrical devices (optional).
-  **ALERTS**  
Notifications for battery, bilge, shore power, anchor, geo fencing and more.
-  **TRIPS**  
Electronic logbook with archive and share function for social media platforms.
-  **REPORT ISSUE**  
Direct contact to the dealer.
-  **MAINTENANCE**  
Push notifications before due dates for maintenance of all components.
-  **SHOP & PARTS**  
Feature for ordering equipment, supplies and spare parts.
-  **MANUALS**  
and operating instructions for all units and components on board.
-  **INSURANCE**  
Exclusive in-app offers and conclusion of all insurances around the boat by Pantaenius.





When you think of motor yachts, does a thrilling driving experience also come to mind? Then opt for the SEALINE C430 – with its Volvo IPS engines. Even the standard engines with 600hp accelerate the yacht up to 25 knots. If you ever wanted to experience just how agile 43 feet can be, we boost the performance of your SEALINE to 870hp with two Volvo IPS600 engines and a max. speed of 33 knots.





# SEALINE C430

## OUTRUN THE ORDINARY

Outstanding boating characteristics are part of the SEALINE experience. From the shape of the hull to the engines, we have pulled out all the stops to ensure the SEALINE C430 gives you special moments on the water.


### IPS DRIVE AS STANDARD

Choose your twin Volvo Penta IPS engines: IPS400, IPS500 or IPS600. The highest-performing engines produce 870 horse-power and achieve a speed of 33 knots.



### LAMINATED POWER GRID

The hull reinforcements of the SEALINE C430 are elaborately laminated – giving you the advantages of a high-strength boat with a reduced weight.



### DEEP V-SHAPED KEEL

The SEALINE C430 hull cuts sharp through the waves. This means the SEALINE is exceptionally stable in the water, and you can feel the higher boating comfort as a result.



### UPRIGHT STEM

The vertical bow with its curved foot pierces the waves elegantly and efficiently. This, in turn, results in more comfort and more boating pleasure.







**PRINCIPAL DIMENSIONS** (according to ISO 8666)

Length Overall	13.55m	44' 5"
Length of Hull	11.73m	38' 6"
Beam	4.20m	13' 9"
Height above waterline incl. mast	4.80m	15' 9"
Height above waterline excl. mast	3.60m	11' 8"
Draught (Tmax)	1.15m	3' 9"
Fuel capacity	1,100l	242gal
Water capacity	450l	99gal
Displacement	13.42t	13.21UK t
CE Category – max. person	B – 12	C – 14

**ENGINE STANDARD**

2 x Volvo Penta IPS500 - Pod Drive 30 knots\*

**ENGINE OPTIONS**

2 x Volvo Penta IPS600 - Pod Drive 33 knots\*

  
 DOWNLOAD SPECIFICATIONS

**TECHNICAL DETAILS**

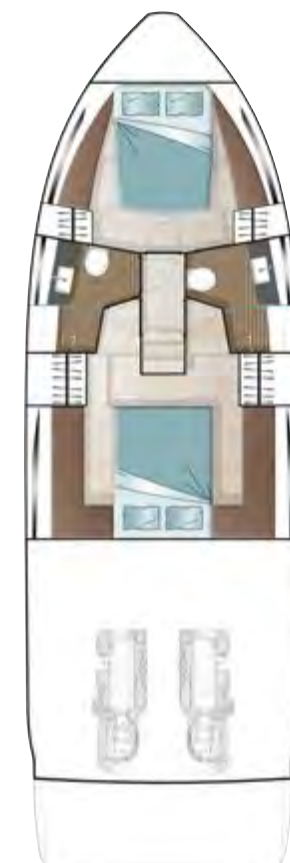


ROOF



MAIN DECK

turnable double helm seat  
raise and lower bathing platform,  
with retractable ladder option



LOWER DECK

standard

bow cabin with queen size bed,  
master cabin full beam with  
queen size bed



LOWER DECK

optional

bow cabin with scissors berth option



LOWER DECK

optional

aft cabin portside with twin bed  
and aft cabin starboard side with  
double bed option



LOWER DECK

optional

aft cabin portside with queen size bed and  
aft cabin starboard side with double bed

A1

B1

A2

B2

vanity area  
in owner's  
cabin option

A1

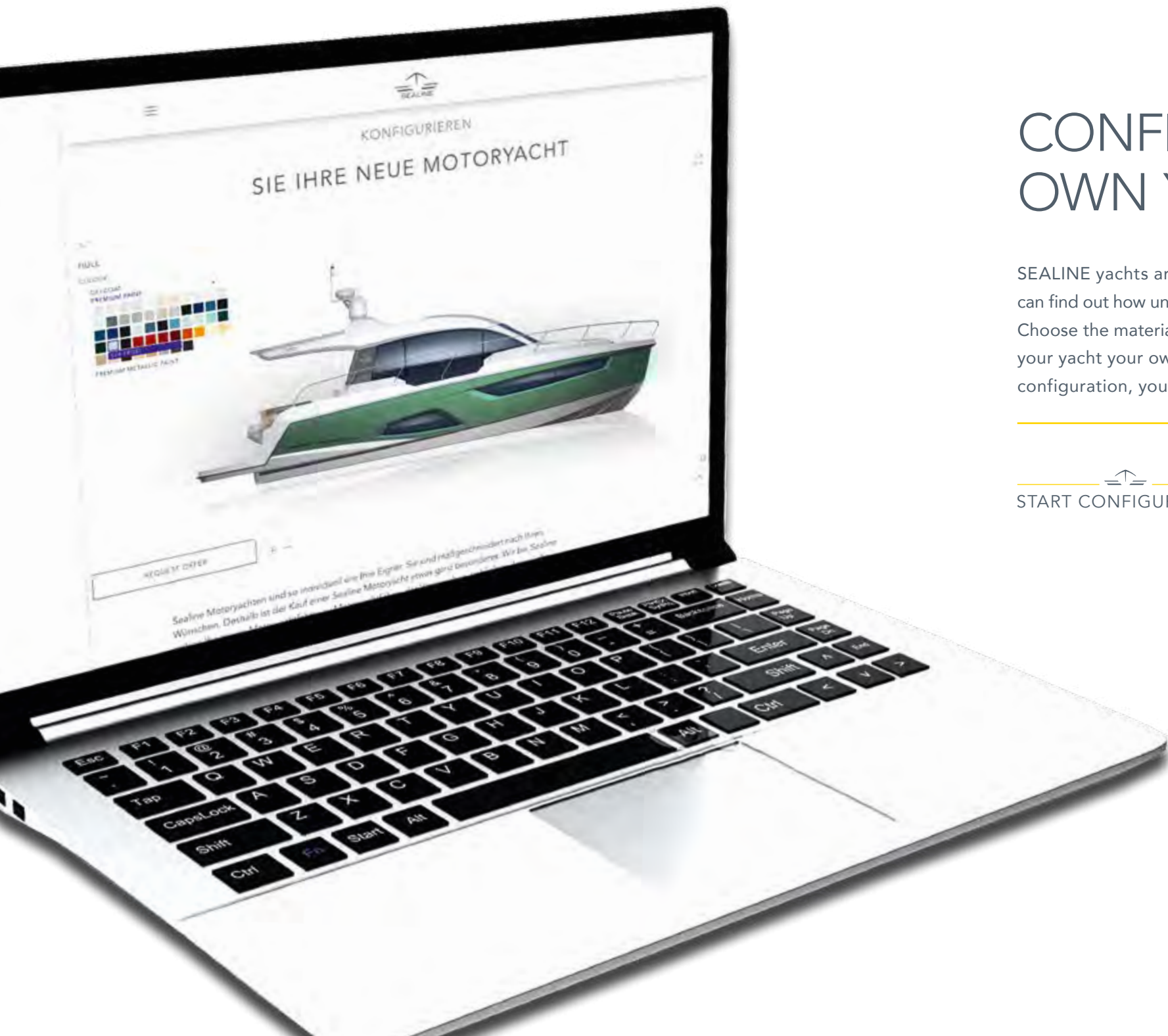
B3

A1

B4

\* All performance figures are given in good faith and are intended as an indication. These figures cannot be guaranteed, as top speed is affected in particular by the cleanliness of the hull, conditions of the propellers, weight carried and air/sea temperature. Performance is related also to the optional accessories selected. SEALINE reserves the right to change specifications in line with the company policy of improvement through research and development. Errors and omissions expected. Please check with your dealer for a full list of inclusions. This brochure is not contractual. The yachts depicted partly comprise special equipment not included in the standard scope of supply. Illustrations may not correspond with current versions. Subject to alterations in design and equipment without notice and errors excepted. Renderings: Solidwave Visualisation. Photos: Nico Krauss. Artwork: smz GmbH





## CONFIGURE YOUR OWN YACHT IN 3D

SEALINE yachts are just as unique as their owners. And you can find out how unique with the 3D Configurator at [sealine.com](http://sealine.com). Choose the materials, colour combinations and layout to make your yacht your own online for the first time. In line with your configuration, you'll receive a tailored offer from SEALINE.

  
START CONFIGURATION



Refine the side decks and bathing platform with the teak wood of your choice.



Our selection of elegant woods stands out with its perfectly harmonised colour and grain.

  
DOWNLOAD ALL COLOURS & MATERIALS



Make a statement from afar thanks to the expressive hull colour, which leaves behind a lasting first impression.







# LIMITLESS VARIETY

---

# MATCHLESS QUALITY

The manufacturing quality of the SEALINE C430 is a multi-sensory experience. Exquisite materials spoil the eye with every glance. A subtle scent of finest leathers blends with the pleasing feel of elegant woods. Anything you see or touch was masterfully handcrafted by superb boat builders. Enjoy an exclusive atmosphere that can only be created by the perfect match of sophisticated details.



## EACH SEALINE IS ONE OF A KIND

With your personal selection of colours and textures, you transform your SEALINE into a unique expression. Five teak options are available for the deck alone. We also offer special materials for cockpit seats and sun cushions. For the interior you can choose between different furniture woods, upholstery and curtains, while underfoot, select from wood or carpet.





# GERMAN PRECISION AND PASSION FOR THE SEA. THAT'S WHAT A SEALINE IS MADE OF.

In 2013, the SEALINE brand found a worthy new home on the German Baltic coast. At our shipyard in Greifswald, we have perfected the interplay between state-of-the-art manufacturing techniques and skilled employees.

The outstanding people in our team perform their work with enormous experience, a deep understanding of the customer and great dedication.

In addition, we are thrilled to cooperate with our British partner Bill Dixon. Working closely with our concept design team, the award-winning naval architect is creating a new range of innovative SEALINE models.

Above all, we believe that what holds true for the experienced boater, also holds true for us as boat builders. Beyond the individual skill, there is something which genuinely binds all of us at SEALINE: A great passion for the sea.





## WELCOME ON BOARD

YOUR LOCAL SEALINE DEALER IS LOOKING FORWARD TO YOUR VISIT.



CRUISER SERIES



C335



C390



C430



C530

FLYBRIDGE SERIES



F430



F530

OUTBOARD V-SERIES



S335v



C335v



C390v

SPORT SERIES



S335



S390



S430



[www.sealine.com](http://www.sealine.com)

SEALINE Ladebower Chaussee 11 17493 Greifswald, Germany

Follow us: [#hanseychts](https://www.instagram.com/hanseychts)